



Infographics for SCA Programs:

Using Infographics in SCA Program Evaluation and Sustainability Work

Amanda Witwer, Tasseli McKay and Amanda Young
September 11, 2020

Housekeeping Items

- All participants are on mute
- Please use the “Chat” function for technical questions
- Please use the “Q&A” function if you want to ask the presenter a question
- At the end of the presentation, there will be a very short survey

We **ALL** have design potential!



or



WHY and WHEN to develop infographics

WHY consider an infographic

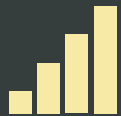
You're hoping to get people's attention...



*to raise **awareness** about your services*



*to keep your stakeholders **informed and excited***



*to tell people about your SCA program's **impact***

...but they are on information overload.

WHEN to develop an infographic



You are launching a **new program**



Referrals or meeting participation from your partner agencies seems to be **dropping off**



You have a big **presentation** to a funder or stakeholders on your progress



You have early or final **evaluation results** to share

Selecting content for an infographic



STEP 1: What's your message?



Join us for an **upcoming event**



Our program is **improving outcomes**



Share the **news**

STEP 2: What is available?



Descriptive information



Quantitative data



Photos or videos



Project partnerships

Principles for simple design/layout



Think Bite Size Chunks



OUTCOMES & IMPACT • SNAPSHOT FY2019 •

THE CHALLENGE

Young adults ages 17-25 have the highest recidivism rate

THE GOAL

Reduce recidivism through employment, education, and other wraparound supports

UTEC'S FAMILY

167 young adults

ages 17-25 participated in UTEC's intensive programming.

600+ young adults

were served through Streetworker outreach, enrichment activities, and other events.



HAD A CRIMINAL RECORD



LACKED A HIGH SCHOOL CREDENTIAL



WERE EXPECTING OR PARENTING



WERE GANG INVOLVED

REDUCE RECIDIVISM

97%
UTEC young adults with no new convictions

88%
UTEC young adults with no new arrests



vs.

48%
MA state average for young adults with no new arrests

UTEC'S OUTCOMES

OF YOUNG ADULTS ENROLLED IN FY19

52% have the four key financial stability resources

76% of those who attempted, passed at least one HiSet subject test.

21 families served in our 2Gen Early Childhood Education Center

www.UTECinc.org | www.facebook.com/UTECinc | www.twitter.com/UTEC_inc

Choose Your Words Carefully

- Less is more
- Use simple language
- Limit fancy fonts
- Replace text with graphics

INCARCERATION'S FRONT DOOR: THE MISUSE OF JAILS IN AMERICA

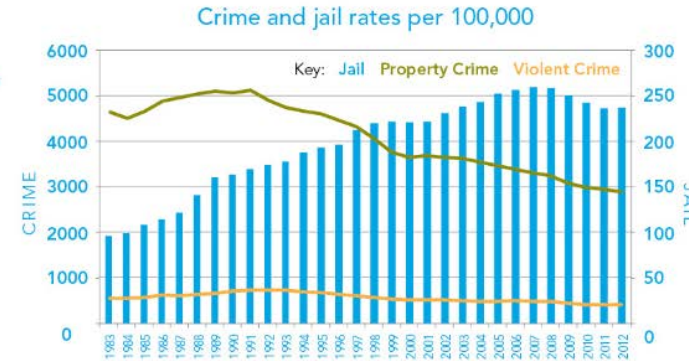
Jails have a much broader reach than prisons. Although state and federal prisons incarcerate, on any given day, about twice the number of people than jails, each year jails have close to 20 times more admissions than prisons.



Local jails: 11,700,000



State & federal prisons: 631,000



While the country has grown safer since the early 1990s, an ever-larger proportion of the population is being sent to jail.



Three out of five people in jail are legally presumed innocent, awaiting trial or resolution of their cases through plea negotiation, and simply too poor to post even low bail.

Nearly 75 percent of people in jail are being held for nonviolent traffic, property, drug, or public order offenses.



Serious mental illness affects men and women in jail at rates four to six times higher than in the general population.



African Americans are jailed at almost four times the rate of white Americans.

VERA
INSTITUTE OF JUSTICE
www.vera.org

CENTER ON SENTENCING AND CORRECTIONS

Ram Subramanian et al. *Incarceration's Front Door: The Misuse of Jails in America*. New York, NY: Vera Institute of Justice, 2015.

Choose Your Words Carefully

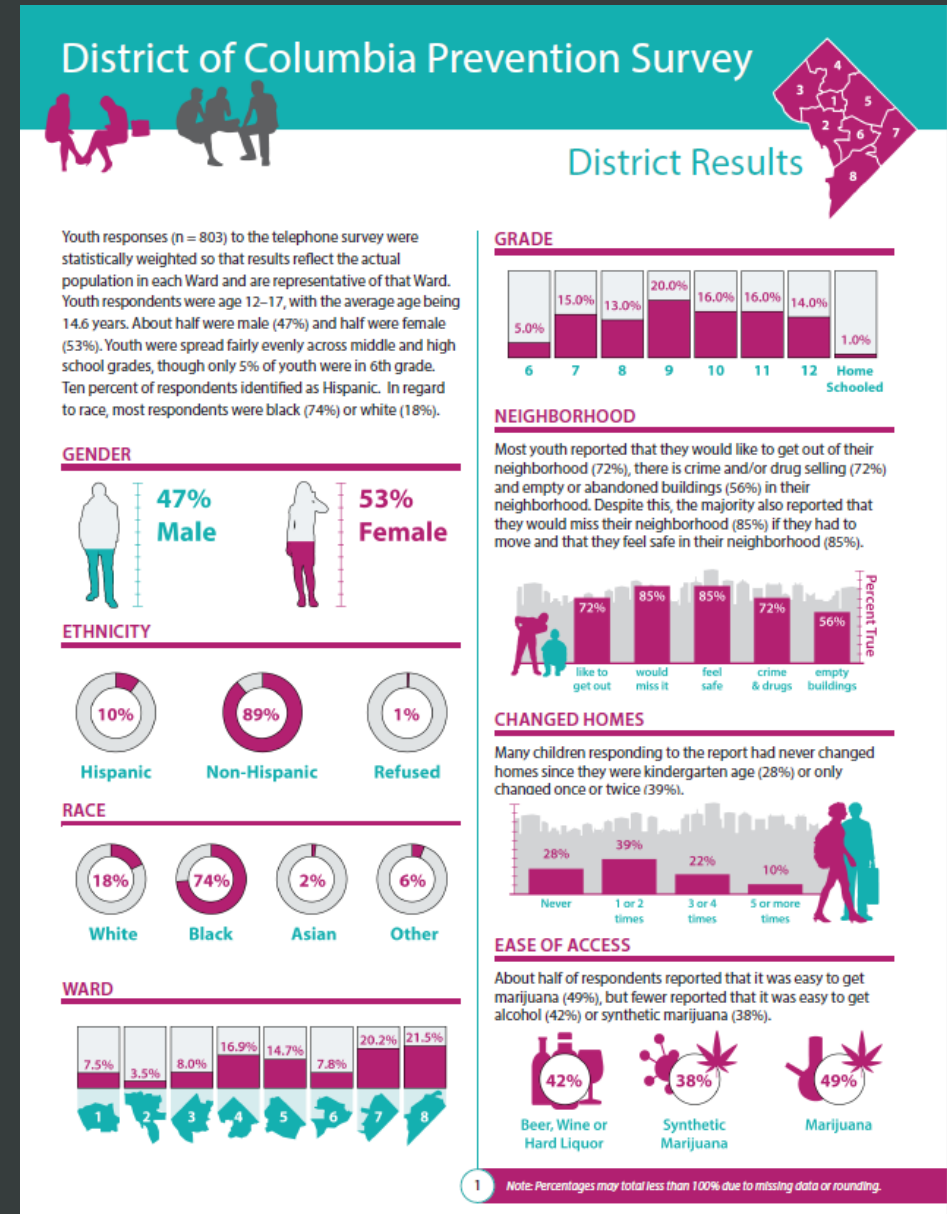
- Less is more
- Use simple language
- Limit fancy fonts
- **Replace text with graphics**



Serious mental illness affects men and women in jail at rates four to six times higher than in the general population.

Communicate Visually

- Photos and images - attribution
- Icons
- Get creative with charts and graphs

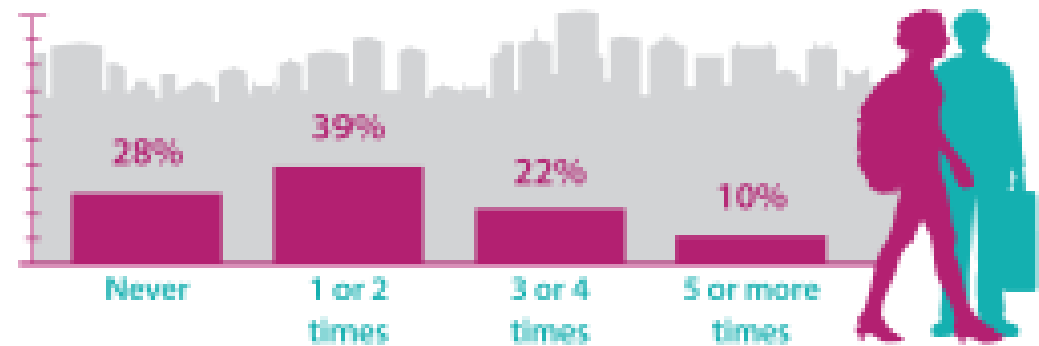


Communicate Visually

- Photos and images - attribution
- Icons
- Get creative with charts and graphs

CHANGED HOMES

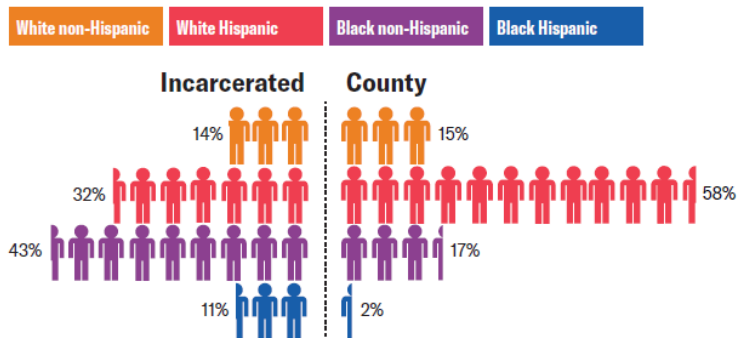
Many children responding to the report had never changed homes since they were kindergarten age (28%) or only changed once or twice (39%).



Sentencing

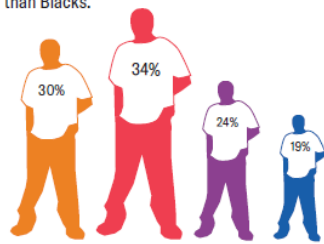
Racial and Ethnic Disparities in Miami-Dade Criminal Justice

Incarcerated and County Populations



Racial Disparities in Sentencing

Whites are more likely to be given probation than Blacks.

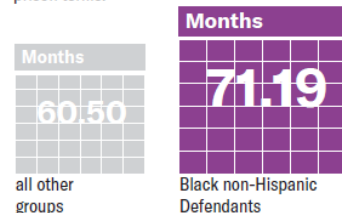


Probation Sentence

www.aclufl.org/unequaltreatment

Racial Disparities in Sentence Length

Of defendants sentenced to prison, Black non-Hispanics are sentenced to the longest prison terms.

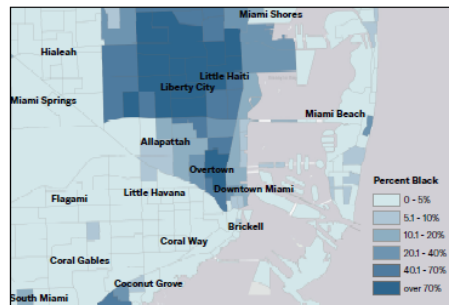
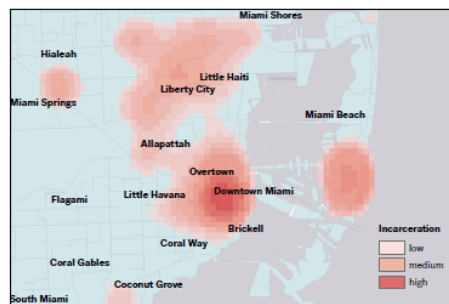


Black Hispanics are incarcerated at a rate 6 times greater than their population share, excluding credit time served.

6X

Neighborhood Incarceration Rates

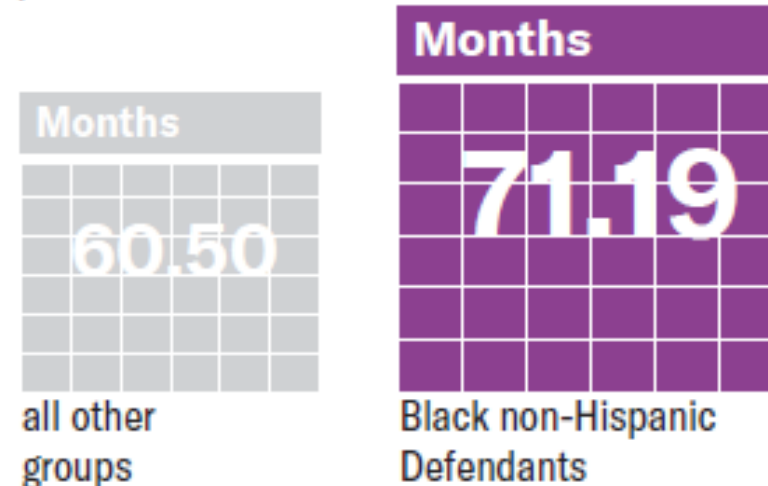
Higher rates of pretrial detention stem from arrests in downtown Miami Beach, and neighborhoods with a larger Black population.



ACLU
Florida
Greater Miami

Racial Disparities in Sentence Length

Of defendants sentenced to prison, Black non-Hispanics are sentenced to the longest prison terms.



Use Color to Code Information

- Use a color scheme
- No more than 5 colors
- Use color to communicate

The Public Safety Assessment (PSA)

Following a person's arrest, a judge must decide whether that person should:

- be released to await trial.
- be detained in jail to await trial.

A judge considers many factors in making this decision. One tool that judges may use to help make this decision is the PSA.

The PSA produces a score that represents the likelihood that a defendant who is released before trial will commit a new crime or will fail to appear for a future court appearance.

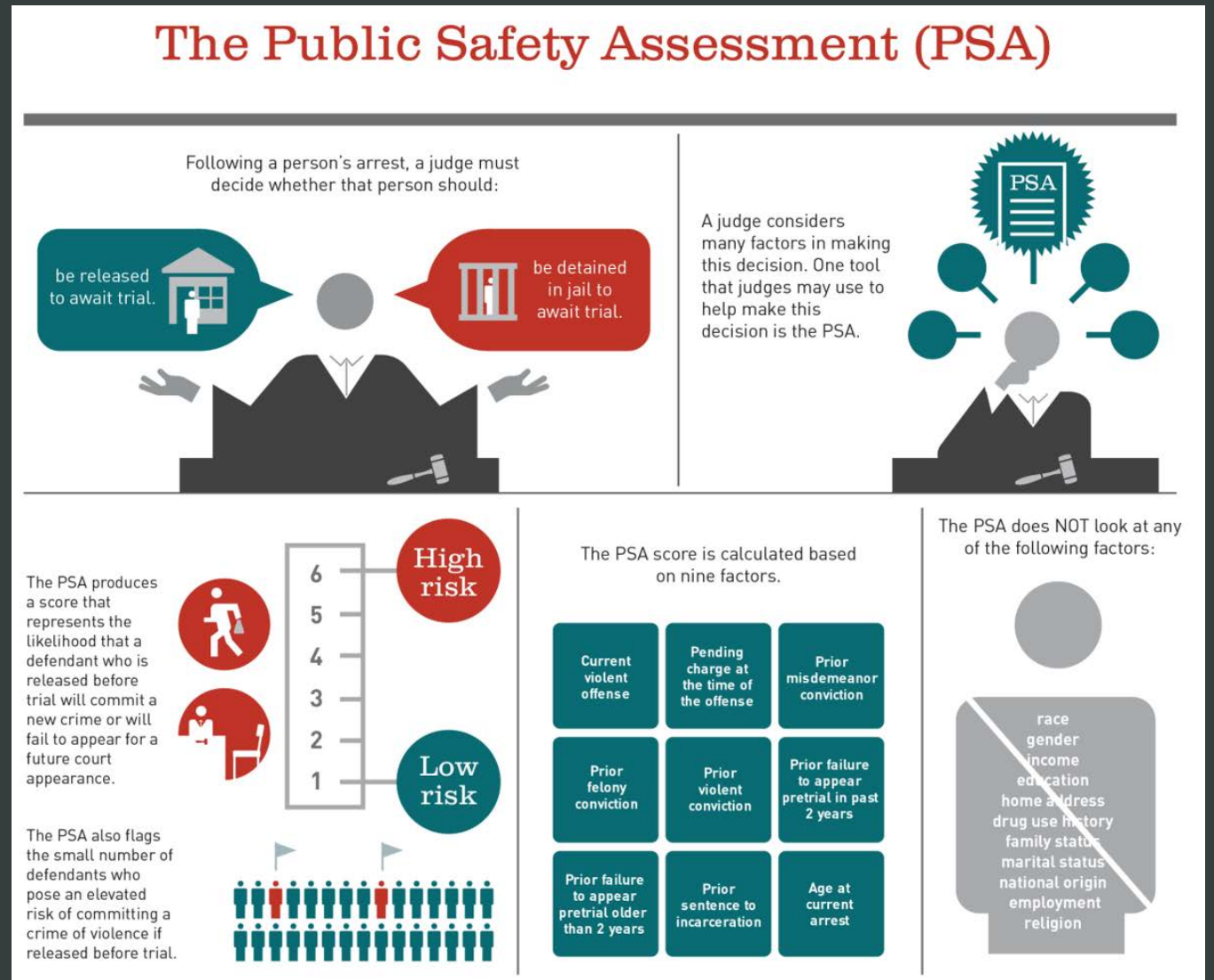
The PSA also flags the small number of defendants who pose an elevated risk of committing a crime of violence if released before trial.

The PSA score is calculated based on nine factors:

- Current violent offense
- Pending charge at the time of the offense
- Prior misdemeanor conviction
- Prior felony conviction
- Prior violent conviction
- Prior failure to appear pretrial in past 2 years
- Prior failure to appear pretrial older than 2 years
- Prior sentence to incarceration
- Age at current arrest

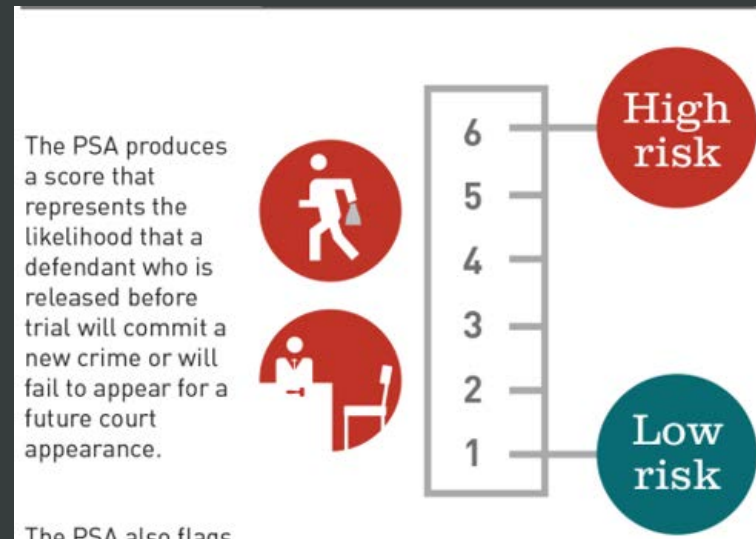
The PSA does NOT look at any of the following factors:

- race
- gender
- income
- education
- home address
- drug use history
- family status
- marital status
- national origin
- employment
- religion



Use **Color** to Code Information

- Use a color scheme
- No more than 5 colors
- **Use color to communicate**



The PSA also flags

The PSA does NOT look at any of the following factors:




User-friendly design software



Lots of options...

- Subscription options
- Templates
- Export options
- Interactive features



Digging into design



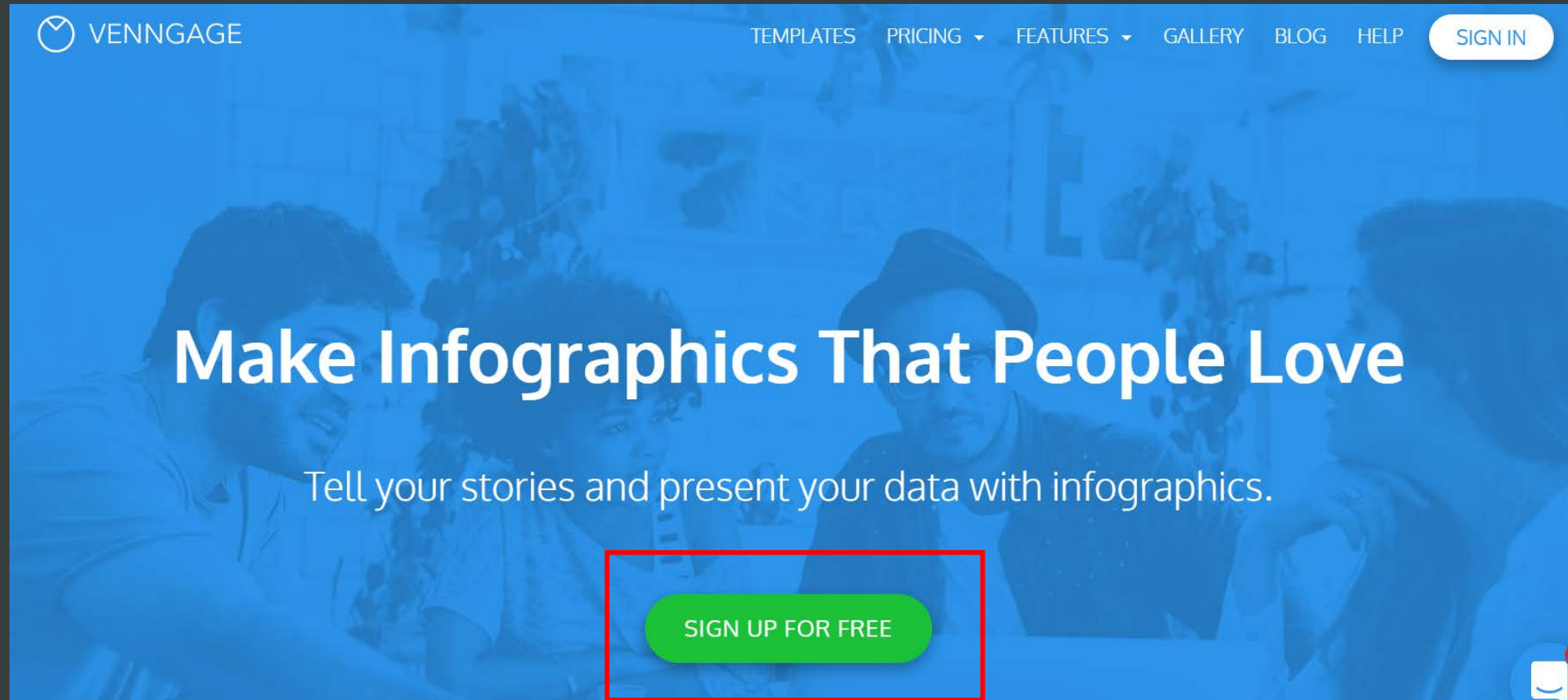
Design demo

Program: Colorado Second Chance Housing and Reentry Program

Message: Our program is making an impact

- Info:**
- 80% of participants do not recidivate
 - 60% of participants find independent housing
 - 20% of participants find transitional housing

Sign up for a free account: Venngage

The image shows a screenshot of the Venngage website's landing page. The background is a blue-tinted photograph of four people in a meeting. At the top left is the Venngage logo, a circle with a checkmark and the word 'VENNGAGE'. To the right are navigation links: 'TEMPLATES', 'PRICING' with a dropdown arrow, 'FEATURES' with a dropdown arrow, 'GALLERY', 'BLOG', and 'HELP'. A white 'SIGN IN' button is in the top right corner. The main headline is 'Make Infographics That People Love' in large white text. Below it is the sub-headline 'Tell your stories and present your data with infographics.' in smaller white text. A prominent green button with white text 'SIGN UP FOR FREE' is centered at the bottom, enclosed in a red rectangular box. A small white chat icon is visible in the bottom right corner of the page.

Sign up for free

First Name

Last Name

Email

Password

SIGN UP

SIGN UP WITH FACEBOOK

SIGN UP WITH GOOGLE

Let's personalize your page, Madison!



What organization are you a part of?



Self-Employed



School/University



Government



Nonprofit/NGO



Medium Business
(51-500)



Enterprise
(>500)



Small Business
(<50)



Other

< BACK

What is your role?

Help us recommend relevant templates for you



Campaign/
Program Manager



Human
Resources



Researcher/
Analyst



Operations/
Finance



Knowledge
Mgmt/Trainer



Marketer/PR



C-level/Executive



Other



What would you like to create?

Select up to 3 options



Infographic



Presentation



Brochure



Mind Maps



Poster



Report



Resume



Social



Flyer

Pick 3 or more you like

Help us recommend relevant templates for you

Building on a strong base of technology and solutions to service, strategic partnerships and professional consulting services, we believe globally to give you organisations the edge in knowledge evolution.

NEXUS SOLUTIONS

CONTACT

11007 100 000
1000 1000 1000 1000
1000 1000 1000 1000



Outside

ABOUT

Our approach is unique because we deliver and we end solutions with the complex. As by using our multi-ventured solutions, we take the time to understand the individual needs of each of our customers to ensure the best information technology strategies possible. We're not just a technology provider, we're a business partner.

MISSION

To be the most innovative company in the world, we will continue to invest in our people, our technology, and our solutions to ensure we are always one step ahead of our competitors.

WHY US

- Customer Satisfaction
- Entrepreneurial
- Customer Value
- Selected Assets
- Technical Excellence

WELCOME

AirBed&Breakfast

Books Rooms with Locals, rather than Hotels

Title Slide

Price is an important concern for customers looking for a hotel.

It's not just about the price, it's about the quality of the service.

Securely pay and stay in the heart of the city.

SAVE MONEY **MAKE MONEY** **SHARE CULTURE**

Light Background w/ Text

Dark Background w/ List

630,000 17,000

+1.9B 532M 15.5M

Photo Background w/ List

Colored Background w/ Big Numbers

100% 100% 100%

100% 100% 100%

A BRIEF HISTORY OF TECHNOLOGY

1970

The first Apple computer was released in April 1976. This was the first computer readily available to the general public. For the most part society was pretty "green" to the whole concept.

1980

After Apple, other companies like IBM started creating personal computers and others followed shortly after, searching for new ways to introduce devices into people's everyday lives.

1990

The technological advancements made in the 90's were revolutionary. It gave birth to the World Wide Web, better known today as the Internet. Today, billions of dollars are made through this platform.

2000

Before this decade, a cell phone was just a phone. Many previously used devices adopted new purposes. With more people using tech to better their lives, internet security became a serious issue.

2010

This decade was filled with innovations, creations and re-inventions beyond many people's wildest dreams.

WHO WE ARE

100% 100% 100%

100% 100% 100%

POWER PRESENTATION

Buy Low, Sell High

A Sure Thing!

Get Familiar with Filings

BROWSE BY

Recommended

Featured

Layouts

Favorites

See All Templates

CATEGORIES

Infographics

Informational

Timeline

Search by keyword, topic or feature...

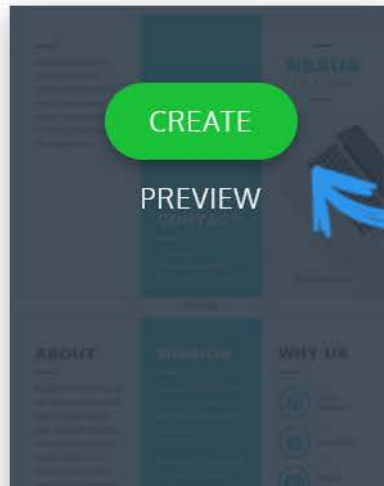


Plan Type

Page Size

Recommended Templates

Because you like Brochures



CREATE

PREVIEW

Click CREATE to use this template



BUSINESS

SMART WEALTH

Book your appointment with one of our financial experts today. 1-505-500-5000



PREMIUM

Renting a Property?

U.S. Commercial Properties for Sale

Outside



See for yourself!


Things to check out

Gallery: Example designs and daily design inspiration

Templates: Model designs that you can adapt for your purposes

- Infographics
- Reports
- Flyers
- Brochures
- Social Media Graphics

Disseminating infographics



Social Media

"...office culture can affect the implementation of diversion programs, however well-designed and well-funded those programs may be."

Prosecutor Office Culture and Diversion Programs
Beth McCann, Courtney Oliva, & Ronald Wright

3 Types of Justice in Education



Retributive Justice

- Rooted in punishment
- Focuses on the offense
- Aligned with the zero tolerance approach to school discipline
- E.g., Detention, suspension, expulsion



Rehabilitative Justice

- Rooted in the rehabilitation of the offender
- Focuses on "fixing" the offender
- Uses therapeutic measures to prevent future criminal acts
- E.g., Counseling, anger management programs, drug and alcohol rehabilitation



Restorative Justice

- Rooted in the reparation of harm
- Focuses on the relationship between perpetrators and victims of crime
- Asks offenders to "make right" their offense
- E.g., Care center, talking circles, peer jury



michiganvirtual.org

The Washington Post

Letters to the Editor • Opinion

Regarding the April 10 editorial "Sitting ducks behind bars":

While the coronavirus continues to spread rapidly across the country, local criminal-justice leaders — prosecutors, law enforcement, judges and others — need to work together to prioritize safely releasing those who pose little threat to their communities. This is the right thing to do for the health and safety of those held in jails, those who work in jails and the broader community.

There are many known models throughout the country that demonstrate how alternatives to arrest and detention can be implemented safely. Prosecutors in Multnomah County, Ore., are working with their community partners to reduce their local jail population and converting more of their essential functions to virtual formats. The Pennington County State's Attorney's Office in South Dakota, in partnership with its community engagement work group, is expanding and reevaluating procedures on diversion efforts, enforcement practices and jail facilities.

The editorial was correct that it is "irresponsible to do nothing as the disease rages unchecked through facilities where social distancing is impossible, and where both prisoners and staff can do little to protect themselves." We need to act now to prevent further spread of the coronavirus and to keep those in our justice system, and the communities they serve, safe.

David LaBahn, Washington

The writer is president and chief executive of the Association of Prosecuting Attorneys.



#RethinkJails

REEMERGE & CAROLINAS AGC
HAVE PARTNERED TO BRING YOU A JOB FAIR

REEMERGE BYC CAROLINAS AGC FOUNDATION

RE-ENTRY JOB FAIR

ALLIANCE FOR
SAFETY AND JUSTICE

CRIMINAL JUSTICE REFORM: UNDERSTANDING OHIO SENATE BILL 3

WEDNESDAY
OCTOBER 30, 2019
6:30-8:30 P.M.
Warrensville Heights, Ohio

Hosted by Delta Sigma Theta Sorority, Inc.
Greater Cleveland Alumnae Chapter

SUPPORTED BY:

NAACP Cleveland Branch | Urban League Guild of Greater Cleveland | National Congress of Black Women Greater Cleveland Chapter | National Action Network Greater Cleveland Chapter | 100 Black Men of Greater Cleveland | Omega Psi Phi Fraternity, Inc. Zeta Omega Chapter | Alpha Phi Alpha Fraternity, Inc. Delta Alpha Lambda Chapter | Kappa Alpha Psi Fraternity, Inc. Cleveland Alumni Chapter | Cleveland Section of the National Council of Negro Women | Top Ladies of Distinction, Inc. Greater Cleveland Chapter | Cleveland Municipal Court

Websites

Getting It RIGHT

THE IMPORTANCE OF IMPLEMENTING RISK ASSESSMENT SUCCESSFULLY

Ensuring the correct implementation of risk and needs assessment tools, while often overlooked, is one of the most pressing issues facing state corrections agencies today.

RISK AND NEEDS ASSESSMENT TOOLS, implemented properly and confirmed in their accuracy, allow corrections officials to understand the likelihood of a person under their supervision to commit a new crime. That assessment informs the programming and interventions a person receives to ultimately reduce recidivism and increase public safety in a cost-effective way.

WHEN RISK ASSESSMENT TOOLS ARE NOT IMPLEMENTED WELL

- The chances of people reoffending can increase. Research shows placing people with a low risk of reoffending in programming for high-risk people can increase their risk of recidivating.
- Racial and gender bias can occur. Poor implementation can lead the tool to over-predict for some groups and under-predict for others.

TO DO RISK ASSESSMENT RIGHT

- Corrections agencies should initiate an independent review to determine how the assessments are facilitated, scored and utilized.
- Agencies should regularly train their staff to conduct and score risk and needs assessments consistently and in accordance with current best practices.
- An independent contractor should conduct a validation study that examines the results of the risk assessments every 3-5 years, and the agency should implement necessary improvements.

THE GOOD NEWS

Every state in the U.S. uses a risk and needs assessment tool for people on supervision after prison.

THE BAD NEWS

Since 2012, almost half of U.S. states have failed to validate or revalidate their tool for people on supervision after prison.

TO LEARN MORE ABOUT DOING RISK ASSESSMENT RIGHT, VISIT CSGJUSTICECENTER.ORG.

OUTCOMES & IMPACT

• SNAPSHOT FY2018 •

OUR CHALLENGE

Young adults are the highest-risk, highest-cost segment of the justice system. In Massachusetts, more than half of young adults returning from jail will be re-arraigned within a year.

148 young adults ages 17-25 participated in our intensive programming.

HAD A CRIMINAL RECORD

LACKED A HIGH SCHOOL CREDENTIAL

WERE EXPECTING OR PARENTING

600+ additional young adults were served through Streetworker engagement, enrichment activities, and other events.

OUR OUTCOMES

OF YOUNG ADULTS ENROLLED IN FY18

97% had no new convictions.

88% had no new arrests. For context, 52% of young adults are re-arraigned within a year of release from MA jails, compared with just 12% of UTEC participants. (MA data: CSG Justice Center, 2016)

63% earned an industry-recognized certification.

www.UTECinc.org | www.facebook.com/UTECinc | www.twitter.com/UTEC_inc

Email and newsletter distribution

Using **INFOGRAPHICS** for SCA Program Evaluation and Sustainability

Getting the word out about your Second Chance Act (SCA) program's accomplishments is crucial to maximizing the value of your local evaluation and building sustainable funding support.

This hands-on online workshop will introduce you to the why and the how of infographic development – from idea to execution and dissemination, giving you the tools to share your work in an exciting, accessible format.

[Click to Register](#)



September 11, 2020



1:30 PM EST



Amanda Young
RTI International



Tasseli McKay
RTI International



Amanda Witwer
RTI International

[View this email in your browser](#)



**ADVANCING
SAFE, FAIR & EFFECTIVE
PRETRIAL JUSTICE**

SUMMER SCHOOL EDITION

Fundamentals of Pretrial Justice

July 7-August 18, 2020

[Enroll Now!](#)



Physical copies

LAST CALL

Let us know about criminal justice practices in YOUR jurisdiction



RTI International is conducting a survey as part of an evaluation of the **Safety and Justice Challenge**



To complete this **10 minute survey**, please visit localjusticesurvey.com and enter the survey access code on the back of this postcard.



Don't wait! The survey closes on **July 12!**



For each returned survey, we are donating \$25 to a charity

so far **\$10,000**

has been designated for these charities:

The Officer Down Memorial Fund
The American Humane Society
The Fallen Officer Fund
The American Red Cross



ALLIANCE FOR SAFETY AND JUSTICE

SENATE BILL 3 IS COMMON SENSE REFORM

End the cycle of addiction and incarceration in Ohio

SENATE BILL 3 WOULD...



Reclassify low-level drug possession from a felony to a misdemeanor.



Remove barriers to jobs and other opportunities that support recovery from addiction.



Prioritize treatment as the first-response to addiction and give families the ability to help a loved one.



Distinguish between low-level possession and drug trafficking to ensure best use of law enforcement resources.

Ohio's addiction crisis claims **14 lives every single day, the second most in the country**. Right now, the Ohio justice system's approach to the addiction crisis is to give felony convictions to people with addictions. It isn't working.

Felony convictions undermine recovery from addiction and entire communities. They leave barriers for Ohioans and their families to access housing, jobs, education, and other opportunities for stability.

OHIO NEEDS REAL SOLUTIONS

This year, Ohio legislators have the opportunity to advance proven solutions.

Senate Bill 3 is landmark legislation that would reform Ohio's drug sentencing laws to prioritize recovery, rehabilitation, and public safety by advancing policies that lower recidivism rates and break the cycle of addiction and crime. It was developed by a bipartisan group of legislators, law enforcement leaders, and policy experts, which shows that Ohioans on both sides of the aisle recognize that it's time for a change.

This means Ohioans with addictions will face a pathway to recovery through treatment, employment and greater stability, instead of remaining in the cycle of drug use and the criminal justice system.

ACT NOW: TELL OHIO LAWMAKERS TO PASS SENATE BILL 3!

Text "REFORM" to 67076 or visit bit.ly/SB3Action



OFFICIAL LAUNCH OF THE Guidelines on Decision to Charge, 2019 and Case Management System



CHIEF GUEST
HON. DAVID MARAGA
 CHIEF JUSTICE/ PRESIDENT OF THE SUPREME COURT



HON. DR. FRED MATIANGI, CABINET SECRETARY, MINISTRY OF INTERIOR AND CO-ORDINATION OF NATIONAL GOVERNMENT



NOORDIN M. HAJI, CBS, OGW DIRECTOR OF PUBLIC PROSECUTIONS



HILARY MUTYAMBA, MGH, nsc (AU), INSPECTOR GENERAL NATIONAL POLICE SERVICE



TWALIB MBARAK, CBS C.E.O. ETHICS AND ANTI-CORRUPTION COMMISSION



GEORGE KINOTI, CBS DIRECTOR OF CRIMINAL INVESTIGATIONS



AMB. SIMON MORDUE EUROPEAN UNION

DATE: 28TH JULY, 2020 | TIME: 10AM | VENUE: PTI LORESHO CAMPUS

SCAN THIS CODE TO VIEW LAUNCH DOCUMENTS



USE YOUR PHONE CAMERA TO SCAN THE QR CODE (FOR IPHONE USERS) OR

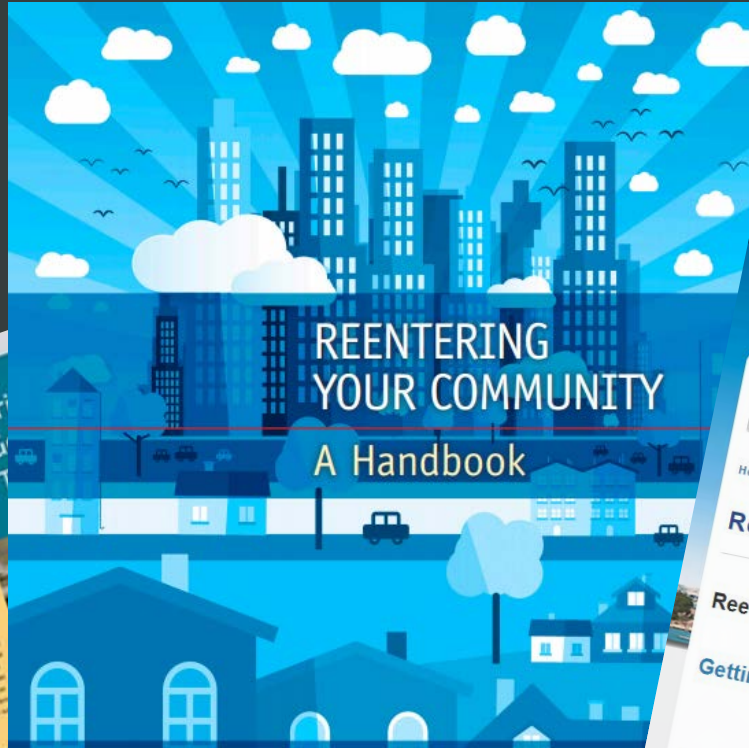
DOWNLOAD A QR CODE READER FROM THE PLAYSTORE AND SCAN (FOR ANDROID USERS)

FOLLOW THE EVENT LIVE ON ODPP'S FACEBOOK & YOUTUBE PAGES

facebook.com/ODPPKE [ODPP_KE](https://twitter.com/ODPP_KE) [Office of the Director of Public Prosecutions Kenya](https://www.youtube.com/channel/UC...)

WWW.ODPP.GO.KE

Partner resources



Questions

Wrap-up



Please **REACH OUT** to your ES TTA coach!

- Resources on communications and branding
- Resources on disseminating evaluation results
- Individual coaching and feedback on infographic development

We would love your...



Want more information?



Amanda Young

ayoung@rti.org



Amanda Witwer

awitwer@rti.org